



Bangladesh: Maternal and Child Health Continue to Improve

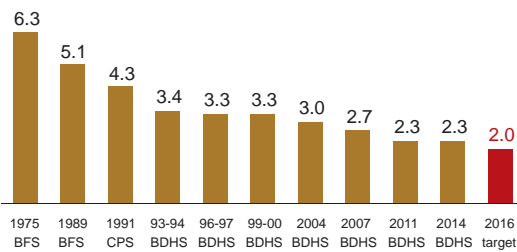
Results Framework Indicators for the Health, Population and Nutrition Sector Development Program (HPNSDP)
Bangladesh Demographic and Health Survey (BDHS) 2014 ■ April 25, 2015

The 2014 BDHS collected data from 17,300 households and interviewed almost 17,900 ever-married women age 15-49.

Fertility and Family Planning

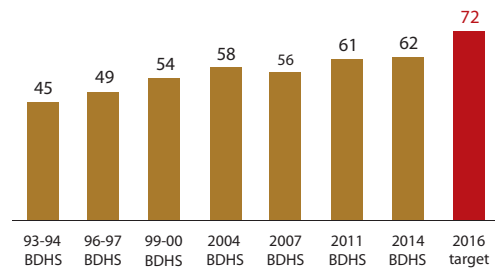
Trends in Fertility

Total Fertility Rate (Births per woman)



Trends in Use of Contraception

Percentage of married women age 15-49 currently using a method of family planning



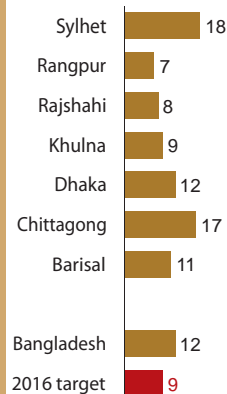
Modern Contraceptive Prevalence Rate

Percent of married women age 15-49 using a modern method of family planning



2016 target: 50% in Sylhet and Chittagong

Unmet Need for Family Planning



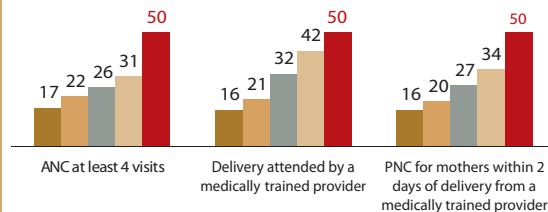
Percentage of married women age 15-49 who wish to space or limit births but are not using contraception

Maternal Health

Trends in Maternal Health

Among births three years before the survey

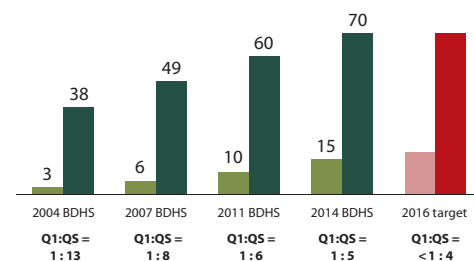
■ 2004 BDHS ■ 2007 BDHS ■ 2011 BDHS ■ 2014 BDHS ■ 2016 target



Trends in Delivery in Health Facility by Wealth

Percentage of births delivered in health facilities in three years before the survey

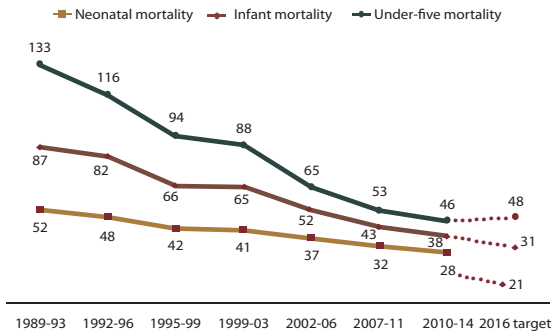
■ Lowest wealth quintile (Q1) ■ Highest wealth quintile (Q5)



Child Survival and Health

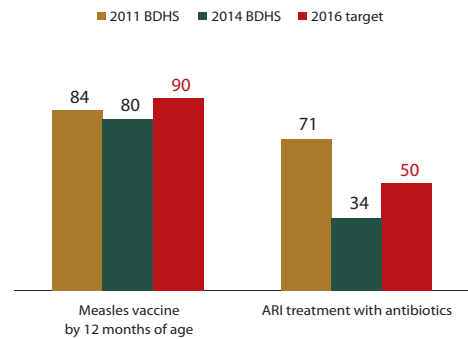
Trends in Child Mortality

Deaths per 1,000 live births



Childhood Care

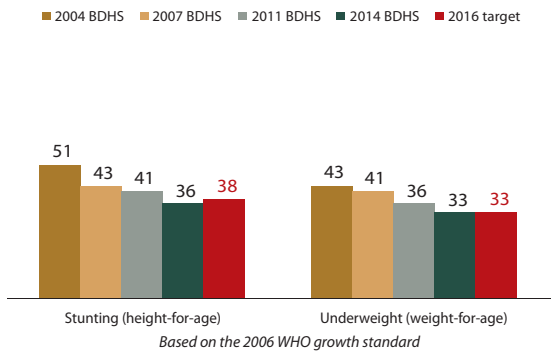
Percent of Children under age five



Nutrition

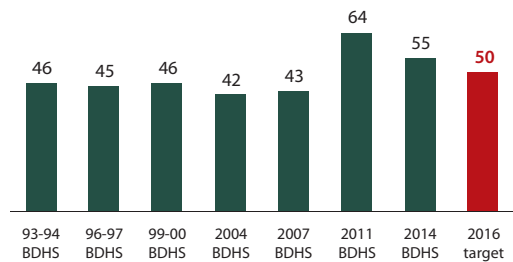
Trends in Children's Nutritional Status

Percent of children under age five



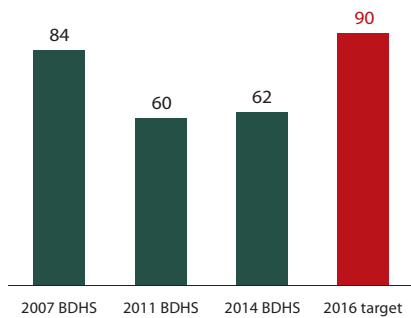
Trends in Exclusive Breastfeeding

Percent of children under 6 months who are exclusively breastfed



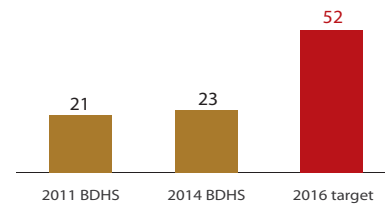
Trends in Vitamin A Supplementation

Percentage of children age 6-59 months receiving Vitamin A supplementation in the six months preceding the survey



IYCF Practices

Percent of children age 6-23 months



USAID
FROM THE AMERICAN PEOPLE

